


STANDARD COMPRESSION FITTINGS

For nylon and selected metal tube.



BRASS THREADED ADAPTORS

Brass products available in BSP, NPT & Metric threads. *Also available in Stainless Steel (BSP only).



BARBED FITTINGS




AIR BRAKE FITTINGS




SAE 45° FLARE BRASS FITTINGS



SAE 45° INVERTED FLARE FITTINGS




LEVER TAPS



BLOW GUNS & ACCESSORIES



NEEDLE VALVES




PUSHFIT INSTANT COUPLINGS

Available in metric & imperial sizes for nylon & other non-metallic tubes. *Available in Plastic.



BALL VALVES



QUICK CONNECT AIRLINE SERIES

0/00 SERIES – NITTO

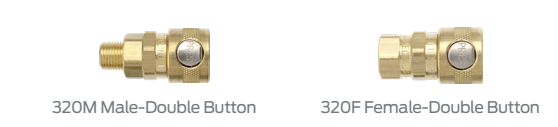
*Denotes fitting also available in Stainless Steel.



DOUBLE SHUT OFF – NITTO



320 SERIES – JAMEC PEM



200 SERIES – RYCO

Also available in Steel.




MISCELLANEOUS VALVES

*Selected item available in NPT.




310 SERIES – JAMEC PEM


Adaptors shown with 310 Series are also compatible with 320 Series couplings.



330 SERIES – JAMEC PEM



500 SERIES – RYCO



GAUGES, HOSE CLAMPS & PVC/NYLON/PU

