


WHY TUBEFIT?

TubeFit supply a comprehensive range of Industrial products including:

- Compression Fittings
- 45° Flare Fittings
- Airbrake Fittings
- Push-to-connect Fittings
- Threaded Adaptors
- Barbed Fittings
- Quick Connect Couplings
- Tyre Inflation Equipment
- Pressure Gauges
- Needle Valves
- Lever Taps
- Ball Valves
- Nylon Tubing
- PVC Hose
- Hose Clamps



Tube Connection Fittings



Threaded Adaptors



Airline Fittings



Industry Specific Applications




Valves and Taps



Tubing and Accessories



YOUR INDUSTRY YOUR FIT



Contents of this brochure are subject to change, please visit our website for most up-to-date product information.



☎ 1800 810 803 ✉ sales.au@rwc.com

🌐 tubefit.com.au

27-28 Chapman Place, Eagle Farm
QLD 4009, Australia

RWC TubeFit is a division of Reliance Worldwide Corporation
(Aust.) Pty. Ltd. | ABN 71 004 784 301 | © June 2022

tubefit.com.au



Standards Approved

All TubeFit fittings are made to AS ISO 7.1/2 to ensure the highest standard of quality.



Comprehensive Range
Your industry, your fit.

THREAD INFORMATION

All the information you need to understand threads.

	Fastening Thread	Sealing Thread
Description	1. Parallel Threads 2. Must use thread sealant to ensure seal	1. Female threads can be tapered or parallel 2. Male threads are tapered 3. Will seal without the aid of thread sealant
Simplified Term	Plumbing Thread	Engineering Thread
Generic Term	BSP or BSPP	BSP or BSPT
Australian Standard	AS 1722 part 2	AS ISO 7/1/2
British Standard	BS 2779	BS 21
European Standard	DIN 259	DIN 2999
International Standard	ISO 228	ISO 7/1
Technical Denomination	G Series Thread	R Series Threads RP - Parallel RC - Tapered
Threads per inch (TPI)	1/8" BSP - 28TPI 1/4" BSP - 19TPI 3/8" BSP - 19TPI 1/2" BSP - 14TPI 3/4" BSP - 14TPI 1" BSP - 11TPI	1/8" BSP - 28TPI 1/4" BSP - 19TPI 3/8" BSP - 19TPI 1/2" BSP - 14TPI 3/4" BSP - 14TPI 1" BSP - 11TPI

CUSTOM EXTRUSION

State of the art extrusion equipment allows us to manufacture continuous lengths of extremely tight tolerance tubing and rod.


Custom tubing and rod to suit many applications:

- Tube bundles in a range of configurations
- Custom colours and print

Materials include, but are not limited to the following:

- LDPE / HDPE
- PEX
- Flexible, Semi Rigid and Rigid Nylon
- PVC

Contact us for your custom extrusion requirements.



CONVERSION TABLES

Quick and easy conversions between PSI and kPa pressure settings.

Pressure					
PSI	➔	kPa	kPa	➔	PSI
1		6.9	1		0.15
2		13.8	2		0.29
3		20.7	3		0.44
4		27.6	4		0.58
5		34.5	5		0.73
6		41.4	6		0.87
7		48.3	7		1.02
8		55.2	8		1.16
9		62.1	9		1.31
10		69.0	10		7
50		345	50		15
100		690	100		15
250		1,724	250		36
500		3,448	500		73
1,000		6,895	1,000		145
5,000		34,475	5,000		725
10,000		68,950	10,000		1,450
20,000		137,900	20,000		2,901
50,000		344,750	50,000		7,252
75,000		517,125	75,000		10,877
100,000		689,500	100,000		14,503

Conversion Chart

	LBS / IN ²	KG / CM ²	kPa	BAR
LBS / IN²	1	0.07031	6.895	0.0689
KG / CM²	14.22	1	98.05	0.981
kPa	0.1451	0.0102	1	0.01
BAR	14.51	1.02	100	1

STANDARD COMPRESSION FITTINGS

For nylon and selected metal tube.



1 Sleeve 100 Universal Sleeve 2 Compression Nut 3 Male Connector 4 Tube Union 5 Male Elbow 10 Female Connector 11 Tube Elbow 12 Male Branch Tee 13 Male Run Tee 14 Tube Tee 15 Female Elbow 31 Bulkhead Union

BRASS THREADED ADAPTORS

Brass products available in BSP, NPT & Metric threads. *Also available in Stainless Steel (BSP only).



24 *Reducing Bush 25 *M&F Elbow 25 x 45° M&F Elbow 26 *Hex Socket 27 *Hex Nipple 28 Long Hex Nipple 29 *Hex Reducing Socket 33 *Cap 34 *Female Elbow 34 x 45° Female Elbow 35 *Female Tee 37 Female Cross 48 Male Elbow 64 *Taper Plug 71 Tank Collar 72 *M&F Adaptor 73 *Reducing Nipple 74 *Lock Nut 75 Female Y-Piece 76 Breather Cap

BARBED FITTINGS



P3 Male Tailpiece SP3 Swivel Tailpiece P5 Nut & Tail P6 Male Elbow P7 Hose Joiner P7R Reducing Hose Joiner P10 Female Tailpiece P11 Hose Elbow P12 Male Branch Tree P14 Hose Tee P75 Hose Y-Piece

AIR BRAKE FITTINGS




FF3 Male Connector FF4 Tube Union FF31F Female Bulkhead FF31 Bulkhead Union FF5 Male Elbow FF5 X 45° Male Elbow FF11 Tube Elbow FF12 Male Branch Tee FF13 Male Run Tee FF14 Tube Tee Coupling & Adaptor Bracket CA93 Series Female Coupling CA93 Series Hose Adaptor

SAE 45° FLARE BRASS FITTINGS




6 Standard Nut 6R Reducing Nut 6S Short Nut 56 Cap Nut 65 Plug 7 Male Connector 16 Female Connector 70 Swivel Connector 17 Tube Union 17R Reducing Union 8 x 45° Male Elbow 8 Male Elbow 18 Tube Elbow 36 Female Elbow 20 Male Branch Tee 19 Tube Tee

SAE 45° INVERTED FLARE FITTINGS



58 Brass Nut 58SL Long Steel Nut 58S Steel Nut 62W Male Connector (SAE) 62 Male Connector 63 Tube Union 59 x 45° Male Elbow 59 Male Elbow 61 Tube Tee

LEVER TAPS



DB1 Bent Drain Tap DT3 Drain Tap JT3 Hose Tap T8 Solder-On Tap 104 Female Tap T3 & T6 Solder-On Tap CT3 Compression Tap

BLOW GUNS & ACCESSORIES



412 Standard Long Nose 411 Standard Short Nose Tyre Gauges 728 Metal Pistol Grip 706 Squeeze Grip 3 Way Manifold 5 Way Manifold

NEEDLE VALVES



NV40 SAE Flare NV41 Compression NV43 Compression NVP40 Barb NV104 Female NV105 Male NV404/NV808 M x F

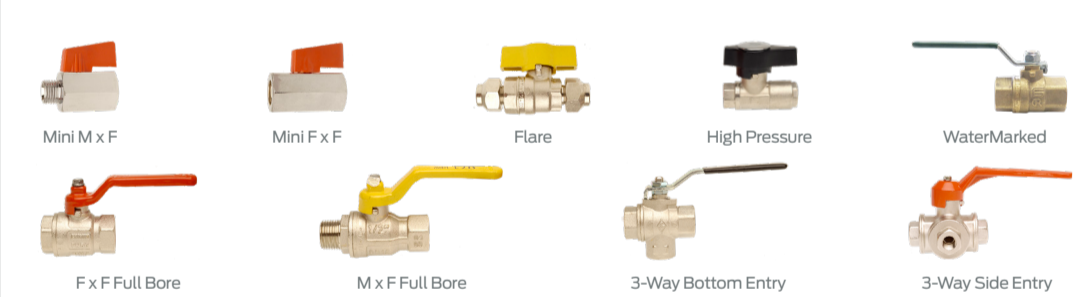
PUSHFIT INSTANT COUPLINGS

Available in metric & imperial sizes for nylon & other non-metallic tubes. *Available in Plastic.



PF3 *Male Connector PF4 *Tube Union PF5 *Male Elbow PF10 Female Connector PF11 *Tube Elbow PF12 *Male Branch Tee PF13 *Male Run Tee PF14 *Tube Tee PF31 *Bulkhead Union

BALL VALVES



Mini M x F Mini F x F Flare High Pressure WaterMarked F x F Full Bore M x F Full Bore 3-Way Bottom Entry 3-Way Side Entry

QUICK CONNECT AIRLINE SERIES

0/00/250 SERIES - NITTO


*Denotes fitting also available in Stainless Steel.



*SM Male Coupling *SF Female Coupling *SH Hose Coupling *PM Male Adaptor *PF Female Adaptor *PH Hose Adaptor

310 SERIES - JAMEC PEM

Adaptors shown with 310 Series are also compatible with 320 Series couplings.



310M Male-Single Button 310F Female-Single Button 310T Hose-Single Button 31M Male Adaptor 31F Female Adaptor 31T Hose Adaptor

DOUBLE SHUT OFF - NITTO




SP* Coupling SP* Adaptor

320 SERIES - JAMEC PEM



320M Male-Double Button 320F Female-Double Button

330 SERIES - JAMEC PEM



330M Male-Double Button 330F Female-Double Button 33M Male Adaptor 33M Female Adaptor 33T Hose Adaptor

200 SERIES - RYCO

Also available in Steel.



Male Coupling Female Coupling Hose Coupling Male Adaptor Female Adaptor Hose Adaptor

500 SERIES - RYCO



Male Coupling Female Coupling Hose Coupling Male Adaptor Female Adaptor Hose Adaptor

MISCELLANEOUS VALVES

*Selected item available in NPT.



*30 Drain Cock Check Valve Strainer Y Strainer 406 Safety Valve Brass Drum Tap Gate Valve

GAUGES, HOSE CLAMPS & PVC/NYLON/PU



CVT PVC Hose Hose Clamps Nylon Tube PU Spiral Coil Gauge